

SAFETY PERFORMANCE

Report to Members



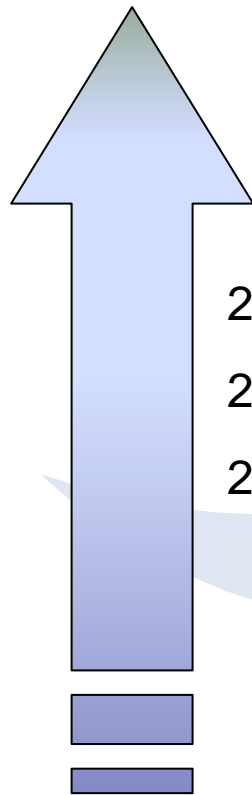
Gillian Henderson

27th November 2008

HSE Data




2008 YTD - 121



2007 - 82
2006 - 61
2005 - 61

Total Recordable Injuries

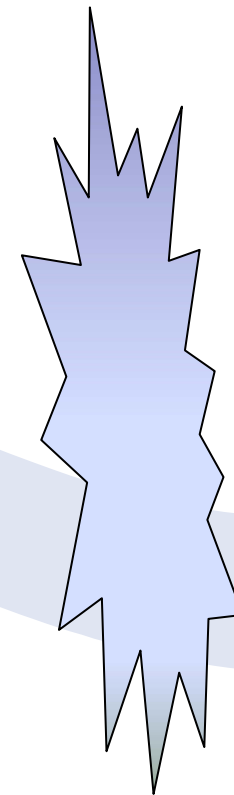
2008 YTD - 31



2007 - 33
2006 - 18
2005 - 18

Environmental Spills

2008 YTD - 23



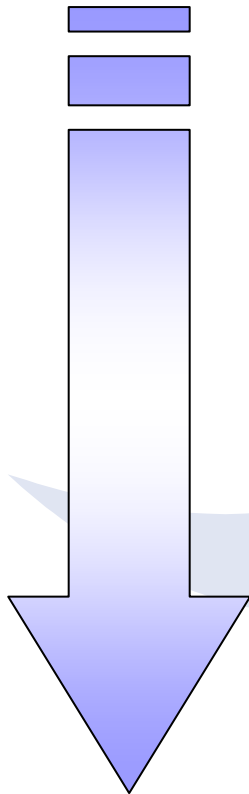
2007 - 14
2006 - 4
2005 - 3

Collisions

HSE Data

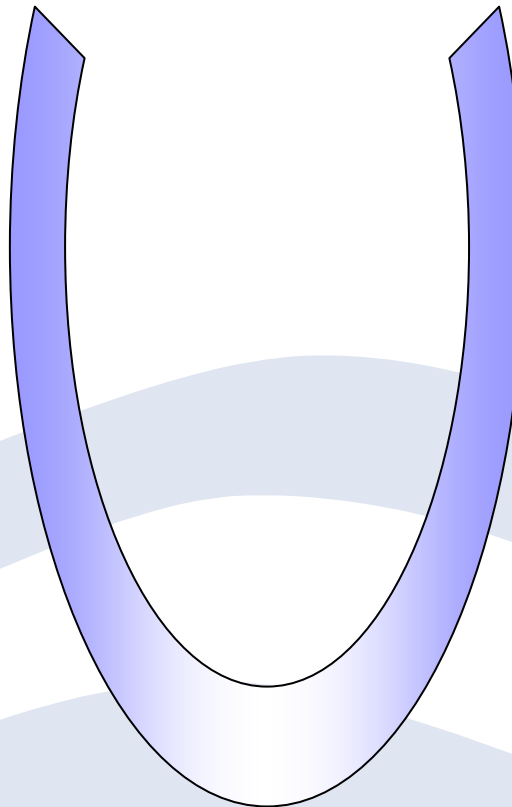


2008 YTD - 19



Dropped Objects

2008 YTD - 19



Hose Incidents

2008 YTD - 6



Groundings

Leading indicators



- Safety Observations – 11,233
- Near Misses – 1,138
- Vessel Audits – 403
- Management Visits – 1,529

We need your help...



32 marine companies are members of the MSF

18 responded to the request for 2008 data

Want to know if your company has submitted data?

Grab me at some point during the day and I'll advise.